




For Non-Armored Cable

Fiber Reinforced Nylon, Cable Glands for Hazardous Duty Locations, Black, V0, UL94, NEMA 6, IP 68, 150 PSIG, 10 BAR, DIN EN 60079-0: 2012

Part Numbers		Cable Range	Thread Type & Size	Dimensions in Inches (mm)				
-4°F to 185°F (-20°C to 85°C)	-4°F to 185°F (-20°C to 85°C)			A	B	C	D	F ₁ /F
 (Standard)	 (Elongated)	Inches (mm)	Page 59 for Thread Specs	Clearance Hole + .01" (+.25 mm)	Body Length (Dome)	Thread Length (Standard)	Thread Length (Elongated)	Wrench Flats
CD12MA-BXA	CD12DA-BXA	.12 - .26 (3 - 6.5)		M12 x 1.5	.47 (12)	.83 (21)	.31 (8)	.59 (15)
CD12MR-BXA	CD12DR-BXA	.08 - .20 (2 - 5)	M16 x 1.5	.63 (16)	.87 (22)	.31 (8)	.59 (15)	.75 (19)
CD16MA-BXA	CD16DA-BXA	.16 - .31 (4 - 8)						
CD16MR-BXA	CD16DR-BXA	.12 - .24 (3 - 6)	M16 x 1.5	.63 (16)	.98 (25)	.31 (8)	.59 (15)	.87 (22)
CD17MA-BXA	CD17DA-BXA	.20 - .39 (5 - 10)						
CD17MR-BXA	CD17DR-BXA	.12 - .28 (3 - 7)	M20 x 1.5	.79 (20)	1.06 (27)	.35 (9)	.59 (15)	.94 (24)
CD20MA-BXA	CD20DA-BXA	.26 - .47 (6.5 - 12)						
CD20MR-BXA	CD20DR-BXA	.20 - .35 (5 - 9)	M20 x 1.5	.79 (20)	1.10 (28)	.35 (9)	.59 (15)	1.06 (27)
CD22MA-BXA	CD22DA-BXA	.39 - .55 (10 - 14)						
CD22MR-BXA	CD22DR-BXA	.28 - .47 (7 - 12)	M25 x 1.5	.98 (25)	1.22 (31)	.43 (11)	.59 (15)	1.30 (33)
CD25MA-BXA	CD25DA-BXA	.51 - .71 (13 - 18)						
CD25MR-BXA	CD25DR-BXA	.35 - .63 (9 - 16)	M32 x 1.5	1.26 (32)	1.53 (39)	.43 (11)	.59 (15)	1.65 (42)
CD32MA-BXA	CD32DA-BXA	.71 - .98 (18 - 25)						
CD32MR-BXA	CD32DR-BXA	.51 - .79 (13 - 20)	M40 x 1.5	1.57 (40)	1.88 (48)	.51 (13)	.71 (18)	2.09 (53)
CD40MA-BXA	CD40DA-BXA	.87 - 1.26 (22 - 32)						
CD40MR-BXA	CD40DR-BXA	.79 - 1.02 (20 - 26)	M50 x 1.5	1.97 (50)	1.93 (49)	.51 (13)	.71 (18)	2.36 (60)
CD50MA-BXA	CD50DA-BXA	1.26 - 1.50 (32 - 38)						
CD50MR-BXA	CD50DR-BXA	.98 - 1.22 (25 - 31)	M63 x 1.5	2.48 (63)	1.93 (49)	.55 (14)	.71 (18)	2.56 (65) / 2.68 (68)
CD63MA-BXA	CD63DA-BXA	1.46 - 1.73 (37 - 44)						
CD63MR-BXA	CD63DR-BXA	1.14 - 1.38 (29 - 35)						



The **Fiber Reinforced Nylon Cable Gland** has been designed for applications in electrical equipment, which require Ex-e and Ex-ta types of protection according to the latest standards in Class I, Div 2, Class I, Div 1, Zones 1, 2, 20, 21, 22

CSA Certificate:
70010389

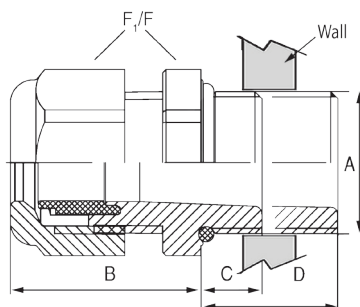
CSA Approvals:
cUS Class 1 & Div 2
cUS Class 2 & Div 1
cUS Zone 1



ATEX Certificate:
BVS 14 ATEX E 025 X

IECEx Certificate of Conformity:
IECEx BVS 14.0020X

According to the latest EN Standards:
 EN 60079-0:2012 IEC 60079-0:2011
 EN 60079-7:2007 IEC 60079-7:2015
 EN 60079-31:2014 IEC 60079-31:2008



Elongated Thread is recommended where the Cable Gland has to pass through a thick wall or the application needs Extra Thread Length.